

RoHS Compliant

COAXIAL CONNECTORS

2008

CAT.NO.COAX-007A-E.FEB.2008



COAXIAL
CONNECTORS


Japan Aviation Electronics Industry, Ltd.

- FREQUENCY RANGE TO 300MHz
- SIMPLIFIED COAXIAL, MULTIPLETYPE

KD10/KD20 Series

KD10/KD20 series are different from conventional single position independent coaxial connectors. The multiple simplified coaxial connectors of these series have several positions in a single housing. All cables can be mated or unmated en masse on the board. Easy to operate. Applicable to a middle/low band high frequency from DC to 300 MHz. Characteristic impedance : 50 or 75 ohm.

- Number of positions : 1,3,5,8
- Push-on feature easy to mate and unmate.
 - Simple locking mechanism with polarizing key.
- Low profile : 6.1 mm high on board
- Receptacle with kinked holdowns.
 - It facilitates temporary insertion/fitting for soldering.
- The central contact of KD20 types are plated with thick gold of 0.3 μ m or more. A higher degree of reliability with two electric contact points. Plug with heat resistant cable.
- Applications :
 - 50 Ω Type / Digital Information Equipment, Communications Equipment, Measuring Instruments, Factory Automation Equipment
 - 75 Ω Type / Image Equipment, Broadcasting Equipment, Multimedia Equipment





SPECIFICATIONS

Characteristic Impedance	50 Ω & 75 Ω
Frequency Range	DC to 300MHz
D. W. Voltage	AC250Vr.m.s. (1minute)
Insulation Resistance	100 megohms min. (DC250V)
Contact Resistance	Center Contacts : 80 milliohms max. Outer Contacts : 30 milliohms max.
V. S. W. R.	1.3 max. (DC to 300MHz)
Applicable Cables	50 Ω : 0.8D-IEV(LF) For KD20/CO-6F-SB-CX50 75 Ω : 0.8CV-E41447(LF)

MATERIALS/FINISHES

Description	Materials/Finishes
Contacts	Copper Alloy/Gold Plated (Gold Plated Thickness : KD10...0.1 μ m min. KD20...0.3 μ m min.)
Insulator	Glass-filled 6-6Nylon
Hold-down	Copper Alloy/Tin Plated

Types and Combinations

Receptacle	Plug
<ul style="list-style-type: none"> ● Through-hole Solder Right-angle <p>P/N : KD*-RRP*-F-0</p>	<ul style="list-style-type: none"> ● Straight Cable Assembly <p>P/N : KD*-C**-PL*-8*V-*</p>
	

For the cable application type, harnessed connectors which satisfy your specification are supplied. We can also provide connectors and cables other than those listed in this catalog. For details, please consult us.

KD10/KD20 Series

RECEPTACLE

Through-hole Solder Type

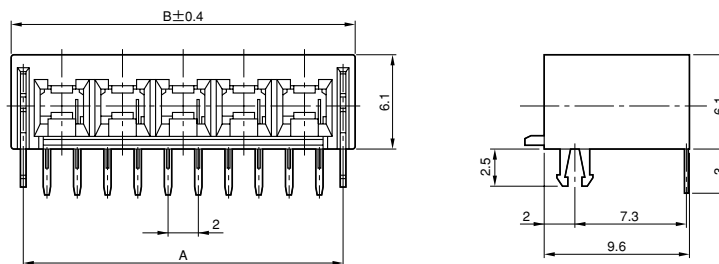
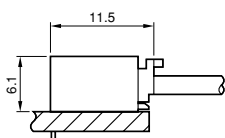
Interchangeable with PLUG (69 Page)

Dimensions in millimeters

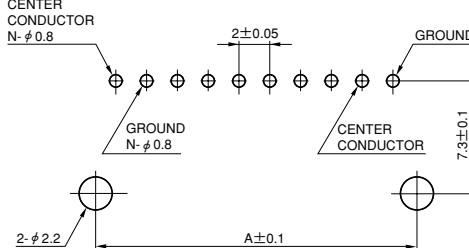
Right-angle



Dimension of Connector Combinations



PC BOARD LAYOUT • MOUNTING SIDE (REF.)
(PC BOARD THICKNESS : 1.6mm max.)



Part Number/Dimensions

Number of Contact	Part Number		A	B
	KD10	KD20		
1	KD10-RRP-F-0	KD20-RRP-F-0	5.15	6.7
3	KD10-RRP3-F-0	KD20-RRP3-F-0	13.15	14.7
5	KD10-RRP5-F-0	KD20-RRP5-F-0	21.15	22.7
8	KD10-RRP8-F-0	KD20-RRP8-F-0	33.15	34.7

Series Classification

Series Prefix	Gold Plating Thickness of Contact	Structure of Contact
KD10	0.1 μm min.	One contacting points
KD20	0.3 μm min.	Double contacting points

PLUG

Intermutable with RECEPTACLE (68 Page)

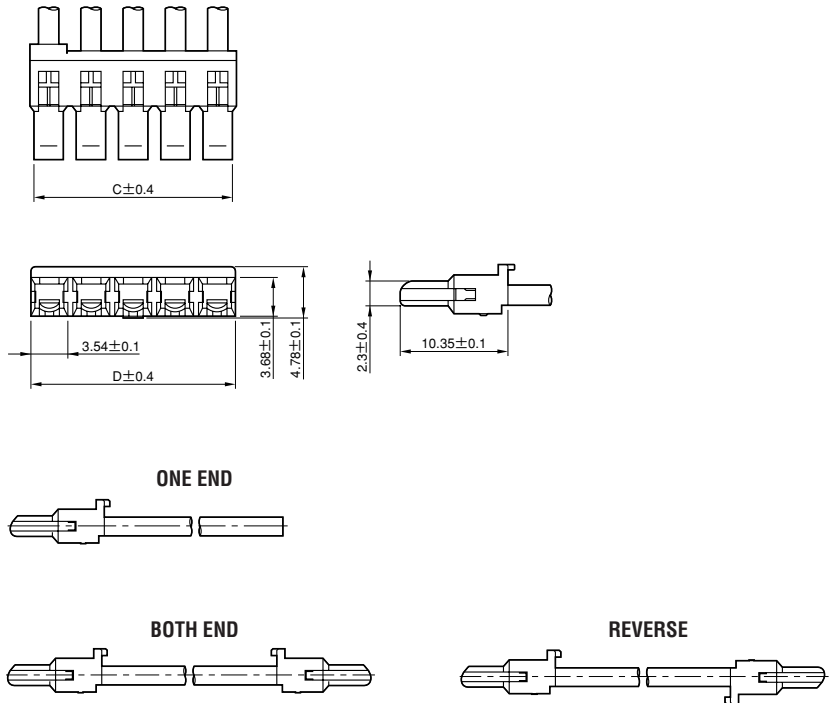
Dimensions in millimeters

Straight



(Note) The configuration is slightly different from 50 ohm version to 75 ohm version. For details, please consult us.

For Cable application type, harnessed connectors which satisfy your specification are supplied.



Part Number/Dimensions

Cable Assembly Style	Number of Contact	Part Number			C	D
		50 Ω		75 Ω		
One End	1	KD10-CA***-PL-8DV	KD20-CA***-PL-8DV	KD10-CA***-PL-8CV	2.8	3.54
	3	KD10-CA***-PL3-8DV	KD20-CA***-PL3-8DV	KD10-CA***-PL3-8CV	10.8	11.54
	5	KD10-CA***-PL5-8DV	KD20-CA***-PL5-8DV	KD10-CA***-PL5-8CV	18.8	19.54
	8	KD10-CA***-PL8-8DV	KD20-CA***-PL8-8DV	KD10-CA***-PL8-8CV	30.8	31.54
Both End	1	KD10-CA***-2PL-8DV	KD20-CA***-2PL-8DV	KD10-CA***-2PL-8CV	2.8	3.54
	3	KD10-CA***-2PL3-8DV	KD20-CA***-2PL3-8DV	KD10-CA***-2PL3-8CV	10.8	11.54
	5	KD10-CA***-2PL5-8DV	KD20-CA***-2PL5-8DV	KD10-CA***-2PL5-8CV	18.8	19.54
	8	KD10-CA***-2PL8-8DV	KD20-CA***-2PL8-8DV	KD10-CA***-2PL8-8CV	30.8	31.54
Reverse	1	KD10-CA***-2PL-8DV-R	KD20-CA***-2PL-8DV-R	KD10-CA***-2PL-8CV-R	2.8	3.54
	3	KD10-CA***-2PL3-8DV-R	KD20-CA***-2PL3-8DV-R	KD10-CA***-2PL3-8CV-R	10.8	11.54
	5	KD10-CA***-2PL5-8DV-R	KD20-CA***-2PL5-8DV-R	KD10-CA***-2PL5-8CV-R	18.8	19.54
	8	KD10-CA***-2PL8-8DV-R	KD20-CA***-2PL8-8DV-R	KD10-CA***-2PL8-8CV-R	30.8	31.54

(Note) ** : Add Cable length included connector length (10.35mm) .
60mm to 800mm···At intervals of 20mm Over 840mm···At intervals of 40mm

Series Classification

Series Prefix	Gold Plating Thickness of Contact	Applicable Cables	
		50 Ω	75 Ω
KD10	0.1 μm min.	0.8D-IEV(LF)	0.8CV-E41447(LF)
KD20	0.3 μm min.	CO-6F-SB-CX50(Heat-resistant)	—

Before placing an order

- ①The values specified in this catalogue are only for reference. The products and specifications are subject to change without notice. Contact our sales staff for further information before considering or ordering any of our products. For purchase, a product specification must be agreed upon.
- ②Users are requested to provide protection circuits and redundancy circuits to ensure safety of the equipment, and sufficiently review the suitability of JAE's products to the equipment.
- ③The products presented in this catalogue are designed for the uses recommended below. We strongly suggest you contact our sales staff when considering use of any of the products in any other way than the recommended applications or for a specific use that requires an extremely high reliability.

(1)Applications that require consultation:

- (i)Please contact us if you are considering use involving a quality assurance program that you specify or that is peculiar to the industry, such as:
Automotive electrical components, train control, telecommunications devices (mainline), traffic light control, electric power, combustion control, fire prevention or security systems, disaster prevention equipment, etc.
- (ii)We may separately give you our support with a quality assurance program that you specify, when you think of a use such as:
Aviation or space equipment, submarine repeaters, nuclear power control systems, medical equipment for life support, etc.

(2)Recommended applications include:

Computers, office appliances, telecommunications devices (terminals, mobile units), measuring equipment, audiovisual equipment, home electric appliances, factory automation equipment, etc.

Japan Aviation Electronics Industry, Limited

1-19, Aobadai 3-chome, Meguro-ku, Tokyo 153-8539, Japan
Telephone: (81)3-3780-2768 Facsimile: (81)3-3780-2883

<http://www.jae.com>

<http://www.jae-connector.com>

JAE Electronics, Inc.

142 Technology Drive, Suite 100 Irvine, California 92618-2430, U.S.A.
Telephone: (1)949-753-2600 Facsimile: (1)949-753-2699
(800)JAE-PART (523-7278) Toll free in U.S.A. except in California and Alaska

JAE Europe, Ltd.

Coliseum Business Center, Riverside Way, Camberley, Surrey GU15 3YL, U.K.
Telephone: (44)1276-404000 Facsimile: (44)1276-404010

JAE Taiwan, Ltd. <Taipei Branch Office>

4F-1, No.88, Sec.2, Chung Hsiao E.Rd., Taipei, Taiwan, R.O.C.
Telephone: (886)2-2396-7676 Facsimile: (886)2-2392-5929

JAE Hong Kong, Ltd.

Suites 1407-11,14/F., Tower2, The Gateway, 25 Canton Road,
Tsimshatsui, Kowloon, Hong Kong
Telephone: (852)2723-7782 Facsimile: (852)2723-9028

JAE Shanghai Co., Ltd.

RM1407, Shanghai Mart 2299 Yanan Road (West) Shanghai, 200336 P.R.C.
Telephone: (86)21-6236-0322 Facsimile: (86)21-6236-1292

JAE Singapore Pte Ltd.

33 Tannery Lane, #02-01 Hoesteel Industrial Building, Singapore 347789
Telephone: (65)6748-1332 Facsimile: (65)6748-2920

JAE Korea, Inc.

1602, City Air Tower, 159-9, Samsung-dong, Gangnam-gu, Seoul, 135-973 Korea
Telephone: (82)2-551-8959 Facsimile: (82)2-551-8958

